





















Trees for Rail Plant List

Wet Soils & Sunny

Common Name <i>Genus species</i>	Height	Characteristics	Notes
Black Hawthorn <i>Crataegus douglasii</i>	30'	<u>Deciduous tree</u> Sun-partial shade · Moist-wet soil	  
Cluster Rose <i>Rosa pisocarpa</i>	6'	<u>Deciduous shrub</u> Sun-shade · Moist-wet soil	   
False Lily-of-the-Valley <i>Maianthemum dilatatum</i>	6"	<u>Evergreen groundcover</u> Sun-shade · Moist-wet soil	  
Goat's Beard <i>Aruncus sylvestris</i>	5'	<u>Deciduous groundcover</u> Sun-partial shade · Moist-wet soil	 
Lady Fern <i>Athyrium filix-femina</i>	2-5'	<u>Evergreen groundcover</u> Sun-shade · Moist-wet soil	 
Low Oregon Grape <i>Mahonia nervosa</i>	2'	<u>Evergreen groundcover</u> Sun-partial shade · Dry-wet soils	     
Oregon Ash <i>Fraxinus latifolia</i>	70'	<u>Deciduous tree</u> Sun-partial shade · Moist-wet soil	     
Oregon Iris <i>Iris tenax</i>	1'	<u>Deciduous groundcover</u> Sun-partial shade · Moist-wet soil	     
Pacific Crabapple <i>Malus fusca</i>	35'	<u>Deciduous tree</u> Sun-partial shade · Moist-wet soil	     
Pacific Ninebark <i>Physocarpus capitatus</i>	15'	<u>Deciduous shrub</u> Sun-partial shade · Moist-wet soils	      
Pacific Willow <i>Salix lucida</i>	20-60'	<u>Deciduous tree</u> Sun-partial shade · Moist-wet soil	
Red Osier Dogwood <i>Cornus sericea</i>	15'	<u>Deciduous shrub</u> Sun-shade · Moist-wet soil	     
Salmonberry <i>Rubus spectabilis</i>	10'	<u>Deciduous shrub</u> Sun-shade · Moist-wet soils	      
Shore Pine <i>Pinus contorta</i>	50'	<u>Evergreen tree</u> Sun-partial shade · Dry-wet soil	
Sitka Spruce <i>Picea sitchensis</i>	200'	<u>Evergreen tree</u> Sun-partial shade · Moist-wet	






























































Legend						
						












Plant selection is subject to availability

kingcd.org/TreesForRail

Trees for Rail Plant List

Wet Soils & Partial Shade

Common Name <i>Genus species</i>	Height	Characteristics	Notes
Cascara <i>Rhamnus purshiana</i>	30'	Deciduous tree Partial shade-shade · Dry-wet soil	    
Cluster Rose <i>Rosa pisocarpa</i>	6'	Deciduous shrub Sun-shade · Moist-wet soil	    
Deer Fern <i>Blechnum spicant</i>	1-2'	Evergreen groundcover Partial shade-shade · Dry-wet soil	
False Lily-of-the-Valley <i>Maianthemum dilatatum</i>	6"	Deciduous groundcover Sun-shade · Moist-wet soil	  
Goat's Beard <i>Aruncus sylvestris</i>	5'	Deciduous groundcover Sun-partial shade · Moist-wet soil	 
Lady Fern <i>Athyrium filix-femina</i>	2-5'	Evergreen groundcover Sun-shade · Moist-wet soil	 
Nootka Rose <i>Rosa nutkana</i>	10'	Deciduous shrub Sun-partial shade · Moist-wet soils	    
Oregon Ash <i>Fraxinus latifolia</i>	70'	Deciduous tree Sun-partial shade · Moist-wet soil	    
Oregon Iris <i>Iris tenax</i>	1'	Deciduous groundcover Sun-partial shade · Moist-wet soil	    
Pacific Crabapple <i>Malus fusca</i>	35'	Deciduous tree Sun-partial shade · Moist-wet soil	    
Pacific Ninebark <i>Physocarpus capitatus</i>	15'	Deciduous shrub Sun-partial shade · Moist-wet soils	    
Pacific Willow <i>Salix lucida</i>	20-60'	Deciduous tree Sun-partial shade · Moist-wet soil	
Red Osier Dogwood <i>Cornus sericea</i>	15'	Deciduous shrub Sun-shade · Moist-wet soil	    
Salmonberry <i>Rubus spectabilis</i>	8-10'	Deciduous shrub Sun-shade · Moist-wet soils	    
Shore Pine <i>Pinus contorta</i>	50'	Evergreen tree Sun-partial shade · Dry-wet soil	
Sitka Spruce <i>Picea sitchensis</i>	200'	Evergreen tree Sun-partial shade · Moist-wet	
Twinberry <i>Lonicera involucrata</i>	9'	Deciduous shrub Sun-shade · Moist-wet soils	 
Western Hemlock <i>Tsuga heterophylla</i>	200'	Evergreen tree Partial shade-shade · Moist-wet soil	
Western Red Cedar <i>Thuja plicata</i>	150'	Evergreen tree Partial shade-shade · Moist-wet soil	 







































Legend	 Early bloom	 Middle bloom	 Late bloom	 Flowering	 Edible fruit	 Fruiting
	 Seeds	 Fire resistant	 Tolerates being wet	 Drought tolerant	 Toxic to pets/humans	












Plant selection is subject to availability

kingcd.org/TreesForRail

Trees for Rail Plant List

Wet Soils & Shady

Common Name <i>Genus species</i>	Height	Characteristics	Notes
Black Gooseberry <i>Ribes lucustre</i>	5'	Deciduous shrub Sun-shade · Moist-wet soil	 
Cascara <i>Rhamnus purshiana</i>	30'	Deciduous tree Partial shade-shade · Dry-wet soil	    
Cluster Rose <i>Rosa pisocarpa</i>	6'	Deciduous shrub Sun-shade · Moist-wet soil	    
Deer Fern <i>Blechnum spicant</i>	1-2'	Evergreen groundcover Partial shade-shade · Dry-wet soil	
False Lily-of-the-Valley <i>Maianthemum dilatatem</i>	6"	Deciduous groundcover Sun-shade · Moist-wet soil	  
Lady Fern <i>Athyrium filix-femina</i>	2-5'	Evergreen groundcover Sun-shade · Moist-wet soil	 
Red Osier Dogwood <i>Cornus sericea</i>	15'	Deciduous shrub Sun-shade · Moist-wet soil	      
Salmonberry <i>Rubus spectabilis</i>	8-10'	Deciduous shrub Sun-shade · Moist-wet soils	       
Twinberry <i>Lonicera involucrata</i>	9'	Deciduous shrub Sun-shade · Moist-wet soils	 
Western Hemlock <i>Tsuga heterophylla</i>	200'	Evergreen tree Partial shade-shade · Moist-wet soil	
Western Red Cedar <i>Thuja plicata</i>	150'	Evergreen tree Partial shade-shade · Moist-wet soil	 






































































Legend	 Early bloom	 Middle bloom	 Late bloom	 Flowering	 Edible fruit	 Fruiting
	 Seeds	 Fire resistant	 Tolerates being wet	 Drought tolerant	 Toxic to pets/humans	












Plant selection is subject to availability

kingcd.org/TreesForRail

Trees for Rail Plant List

Moist Soils & Sunny

Common Name <i>Genus species</i>	Height	Characteristics	Notes
Beaked Hazelnut <i>Corylus cornuta</i>	20'	<u>Deciduous shrub</u> Sun-partial shade · Dry-moist soil	  
Bigleaf Maple <i>Acer macrophyllum</i>	100'	<u>Deciduous tree</u> Sun-shade · Dry-moist soil	   
Bitter Cherry <i>Prunus emarginata</i>	30'	<u>Deciduous tree</u> Sun-partial shade · Dry -moist soil	   
Black Hawthorn <i>Crataegus douglasii</i>	30'	<u>Deciduous tree</u> Sun-partial shade · Moist-wet soil	  
False Lily-of-the-Valley <i>Maianthemum dilatatum</i>	6"	<u>Deciduous groundcover</u> Sun-shade · Moist-wet soil	  
Garry Oak <i>Quercus garryana</i>	80'	<u>Deciduous tree</u> Sun · Dry-moist soil	   
Goat's Beard <i>Aruncus sylvestris</i>	5'	<u>Deciduous groundcover</u> Sun-partial shade · Moist-wet soil	 
Lady Fern <i>Athyrium filix-femina</i>	4'	<u>Evergreen groundcover</u> Sun-shade · Moist-wet soil	 
Low Oregon Grape <i>Mahonia nervosa</i>	2'	<u>Evergreen groundcover</u> Sun-partial shade · Dry-wet soils	   
Nootka Rose <i>Rosa nutkana</i>	10'	<u>Deciduous shrub</u> Sun-partial shade · Moist-wet soils	    
Oregon Ash <i>Fraxinus latifolia</i>	70'	<u>Deciduous tree</u> Sun-partial shade · Moist-wet soil	   
Oregon Iris <i>Iris tenax</i>	1'	<u>Deciduous groundcover</u> Sun-partial shade · Moist-wet soil	   
Pacific Crabapple <i>Malus fusca</i>	35'	<u>Deciduous tree</u> Sun-partial shade · Moist-wet soil	   
Pacific Willow <i>Salix lucida</i>	20-60'	<u>Deciduous tree</u> Sun-partial shade · Moist-wet soil	
Paper Birch <i>Betula papyrifera</i>	90'	<u>Deciduous tree</u> Sun-partial shade · Moist soil	 
Red Flowering Currant <i>Ribes sanguineum</i>	12'	<u>Deciduous shrub</u> Sun-partial shade · Dry-moist soil	    
Serviceberry <i>Amelanchier alnifolia</i>	20'	<u>Deciduous shrub</u> Sun-shade · Dry- Moist Soil	     
Shore Pine <i>Pinus contorta</i>	50'	<u>Evergreen tree</u> Sun-partial shade · Dry-wet soil	
Sitka Spruce <i>Picea sitchensis</i>	200'	<u>Evergreen tree</u> Sun-partial shade · Moist-wet	
Snowberry <i>Symphoricarpos albus</i>	3-8'	<u>Deciduous shrub</u> Sun-shade · Dry-moist soil	      

Legend	 Early bloom	 Middle bloom	 Late bloom	 Flowering	 Edible fruit	 Fruiting
	 Seeds	 Fire resistant	 Tolerates being wet	 Drought tolerant	 Toxic to pets/humans	

Plant selection is subject to availability

kingcd.org/TreesForRail



SOUND TRANSIT

KCD
King Conservation District

CITY OF SHORELINE

Trees for Rail Plant List

Moist Soils & Partial Shade

Common Name <i>Genus species</i>	Height	Characteristics	Notes
Beaked Hazelnut <i>Corylus cornuta</i>	20'	<u>Deciduous shrub</u> Sun-partial shade · Dry-moist soil	
Bigleaf Maple <i>Acer macrophyllum</i>	100'	<u>Deciduous tree</u> Sun-shade · Dry-moist soil	
Bitter Cherry <i>Prunus emarginata</i>	30'	<u>Deciduous tree</u> Sun-partial shade · Dry -moist soil	
Black Hawthorn <i>Crataegus douglasii</i>	30'	<u>Deciduous tree</u> Sun-partial shade · Moist-wet soil	
Cascara <i>Rhamnus purshiana</i>	30'	<u>Deciduous tree</u> Partial shade-shade · Dry-wet soil	
Deer Fern <i>Blechnum spicant</i>	1-2'	<u>Evergreen groundcover</u> Partial shade-shade · Dry-wet soil	
Douglas-fir <i>Pseudotsuga menziesii</i>	250'	<u>Evergreen tree</u> Sun-partial shade · Dry-moist soil	
Evergreen Huckleberry <i>Vaccinium ovatum</i>	6'	<u>Evergreen shrub</u> Partial shade-shade · Dry-moist soil	
False Lily-of-the-Valley <i>Maianthemum dilatatum</i>	6"	<u>Evergreen groundcover</u> Sun-shade · Moist-wet soil	
Indian Plum <i>Oemleria cerasiformis</i>	4-12'	<u>Deciduous shrub</u> Partial shade · Dry-moist soil	
Lady Fern <i>Athyrium filix-femina</i>	2-5'	<u>Evergreen groundcover</u> Sun-shade · Moist-wet soil	
Oceanspray <i>Holodiscus discolor</i>	15'	<u>Deciduous shrub</u> Sun-partial shade · Dry-moist soil	
Oregon Iris <i>Iris tenax</i>	1'	<u>Deciduous groundcover</u> Sun-partial shade · Moist-wet soil	
Red Flowering Currant <i>Ribes sanguineum</i>	12'	<u>Deciduous shrub</u> Sun-partial shade · Dry-moist soil	
Redwood Sorrel <i>Oxalis oregana</i>	6"	<u>Deciduous groundcover</u> Partial shade-shade · Dry-moist soil	
Serviceberry <i>Amelanchier alnifolia</i>	20'	<u>Deciduous shrub</u> Sun-shade · Dry- Moist Soil	
Sword Fern <i>Polystichum munitum</i>	3'	<u>Evergreen groundcover</u> Partial shade-shade · Dry-moist soil	
Vine Maple <i>Acer circinatum</i>	25'	<u>Deciduous tree</u> Partial shade-shade · Dry-moist soil	
Western Hemlock <i>Tsuga heterophylla</i>	200'	<u>Evergreen tree</u> Partial shade-shade · Moist-wet soil	
Western Red Cedar <i>Thuja plicata</i>	150'	<u>Evergreen tree</u> Partial shade-shade · Moist-wet soil	
Western White Pine <i>Pinus monticola</i>	130'	<u>Evergreen Tree</u> Sun-partial shade · Dry-moist soil	
Wild Ginger <i>Asarum caudatum</i>	2-4"	<u>Deciduous groundcover</u> Partial shade-shade · Moist soil	
Woodland Strawberry <i>Frageria vesca</i>	1'	<u>Deciduous groundcover</u> Partial shade-shade · Dry-moist soil	








































































Legend	Early bloom	Middle bloom	Late bloom	Flowering	Edible fruit	Fruiting
	Seeds	Fire resistant	Tolerates being wet	Drought tolerant	Toxic to pets/humans	












Plant selection is subject to availability

kingcd.org/TreesForRail

Trees for Rail Plant List

Moist Soils & Shady

Common Name <i>Genus species</i>	Height	Characteristics	Notes
Bigleaf Maple <i>Acer macrophyllum</i>	100'	<u>Deciduous tree</u> Sun-shade · Dry-moist soil	     
Black Gooseberry <i>Ribes lucustre</i>	5'	<u>Deciduous shrub</u> Sun-shade · Moist-wet soil	 
Cascara <i>Rhamnus purshiana</i>	30'	<u>Deciduous tree</u> Partial shade-shade · Dry-wet soil	     
Evergreen Huckleberry <i>Vaccinium ovatum</i>	6'	<u>Evergreen shrub</u> Partial shade-shade · Dry-moist soil	     
False Lily-of-the-Valley <i>Maianthemum dilatatum</i>	6"	<u>Evergreen groundcover</u> Sun-shade · Moist-wet soil	  
Indian Plum <i>Oemleria cerasiformis</i>	4-12'	<u>Deciduous shrub</u> Partial shade · Dry-moist soil	  
Lady Fern <i>Athyrium filix-femina</i>	4'	<u>Evergreen groundcover</u> Sun-shade · Moist-wet soil	 
Red Osier Dogwood <i>Cornus sericea</i>	15'	<u>Deciduous shrub</u> Sun-shade · Moist-wet soil	     
Redwood sorrel <i>Oxalis oregana</i>	6"	<u>Deciduous groundcover</u> Partial shade-shade · Dry-moist soil	    
Serviceberry <i>Amelanchier alnifolia</i>	20'	<u>Deciduous shrub</u> Sun-shade · Dry-moist soil	     
Snowberry <i>Symphoricarpos albus</i>	3-8'	<u>Deciduous shrub</u> Sun-shade · Dry-moist soil	      
Sword Fern <i>Polystichum munitum</i>	3'	<u>Evergreen groundcover</u> Partial shade-shade · Dry-moist soil	 
Vine Maple <i>Acer circinatum</i>	25'	<u>Deciduous tree</u> Partial shade-shade · Dry-moist soil	     
Western Hemlock <i>Tsuga heterophylla</i>	200'	<u>Evergreen tree</u> Partial shade-shade · Moist-wet soil	
Western Red Cedar <i>Thuja plicata</i>	150'	<u>Evergreen tree</u> Partial shade-shade · Moist-wet soil	 
Wild Ginger <i>Asarum caudatum</i>	2-4"	<u>Deciduous groundcover</u> Partial shade-shade · Moist soil	 
Woodland Strawberry <i>Frageria vesca</i>	1'	<u>Deciduous groundcover</u> Partial shade-shade · Dry-moist soil	     



Legend		Early bloom		Middle bloom		Late bloom		Flowering		Edible fruit		Fruiting
		Seeds		Fire resistant		Tolerates being wet		Drought tolerant		Toxic to pets/humans		












Plant selection is subject to availability

kingcd.org/TreesForRail

Trees for Rail Plant List

Dry Soils & Sunny

Common Name <i>Genus species</i>	Height	Characteristics	Notes
Beaked Hazelnut <i>Corylus cornuta</i>	20'	Deciduous shrub Sun-partial shade · Dry-moist soil	   
Coastal Strawberry <i>Fragaria chiloensis</i>	6"	Evergreen groundcover Sun-partial shade · Dry soil	    
Douglas-fir <i>Pseudotsuga menziesii</i>	250'	Evergreen tree Sun-partial shade · Dry-moist soil	
Garry Oak <i>Quercus garryana</i>	80'	Deciduous tree Sun · Dry-moist soil	   
Grand Fir <i>Abies grandis</i>	250'	Evergreen tree Sun-shade · Dry-moist soil	 
Kinnikinnik <i>Arctostaphylos uva-ursi</i>	1'	Evergreen groundcover Sun-partial shade · Dry soil	   
Low Oregon Grape <i>Mahonia nervosa</i>	2'	Evergreen groundcover Sun-partial shade · Dry-wet soils	   
Mock Orange <i>Philadelphus lewisii</i>	10'	Deciduous shrub Sun-partial shade · Dry-moist soil	   
Oceanspray <i>Holodiscus discolor</i>	15'	Deciduous shrub Sun-partial shade · Dry-moist soil	   
Red Flowering Currant <i>Ribes sanguineum</i>	12'	Deciduous shrub Sun-partial shade · Dry-moist soil	    
Sea Thrift <i>Armeria maritima</i>	1'	Deciduous groundcover Sun-partial shade · Dry soil	  
Shore Pine <i>Pinus contorta</i>	50'	Evergreen tree Sun-partial shade · Dry-wet soil	
Snowberry <i>Symphoricarpos albus</i>	3-8'	Deciduous shrub Sun-shade · Dry-moist soil	      
Tall Oregon Grape <i>Mahonia aquifolium</i>	8'	Evergreen shrub Sun-partial shade · Dry soil	    
Thimbleberry <i>Rubus parviflorus</i>	8'	Deciduous shrub Sun-shade · Dry-moist soil	   
Western White Pine <i>Pinus monticola</i>	130'	Evergreen Tree Sun-partial shade · Dry-moist soil	 



















































































Legend	 Early bloom	 Middle bloom	 Late bloom	 Flowering	 Edible fruit	 Fruiting
	 Seeds	 Fire resistant	 Tolerates being wet	 Drought tolerant	 Toxic to pets/humans	












Plant selection is subject to availability

kingcd.org/TreesForRail

Trees for Rail Plant List

Dry Soils & Partial Shade

Common Name <i>Genus species</i>	Height	Characteristics	Notes
Bigleaf Maple <i>Acer macrophyllum</i>	100'	<u>Deciduous tree</u> Sun-shade · Dry-moist soil	     
Coastal Strawberry <i>Fragaria chiloensis</i>	6"	<u>Evergreen groundcover</u> Sun-partial shade · Dry soil	     
Douglas-fir <i>Pseudotsuga menziesii</i>	250'	<u>Evergreen tree</u> Sun-partial shade · Dry-moist soil	 
Grand Fir <i>Abies grandis</i>	250'	<u>Evergreen tree</u> Sun-shade · Dry-moist soil	 
Kinnikinnik <i>Arctostaphylos uva-ursi</i>	1'	<u>Evergreen groundcover</u> Sun-partial shade · Dry soil	     
Low Oregon Grape <i>Mahonia nervosa</i>	2'	<u>Evergreen groundcover</u> Sun-partial shade · Dry-wet soils	     
Mock Orange <i>Philadelphus lewisii</i>	10'	<u>Deciduous shrub</u> Sun-partial shade · Dry-moist soil	     
Oceanspray <i>Holodiscus discolor</i>	15'	<u>Deciduous shrub</u> Sun-partial shade · Dry-moist soil	     
Sea Thrift <i>Armeria maritima</i>	1'	<u>Deciduous groundcover</u> Sun-partial shade · Dry soil	     
Serviceberry <i>Amelanchier alnifolia</i>	3'-17'	<u>Deciduous shrub</u> Sun-partial shade · Dry-moist soil	     
Shore Pine <i>Pinus contorta</i>	50'	<u>Evergreen tree</u> Sun-partial shade · Dry-wet soil	
Snowberry <i>Symphoricarpos albus</i>	3-8'	<u>Deciduous shrub</u> Sun-shade · Dry-moist soil	      
Sword Fern <i>Polystichum munitum</i>	3'	<u>Evergreen groundcover</u> Partial shade-shade · Dry-moist soil	 
Tall Oregon Grape <i>Mahonia aquifolium</i>	8'	<u>Evergreen shrub</u> Sun-partial shade · Dry soil	     
Thimbleberry <i>Rubus parviflorus</i>	8'	<u>Deciduous shrub</u> Sun-shade · Dry-moist soil	     
Vine Maple <i>Acer circinatum</i>	25'	<u>Deciduous tree</u> Partial shade-shade · Dry-moist soil	     
Western White Pine <i>Pinus monticola</i>	130'	<u>Evergreen Tree</u> Sun-partial shade · Dry-moist soil	 



Legend	 Early bloom	 Middle bloom	 Late bloom	 Flowering	 Edible fruit	 Fruiting
	 Seeds	 Fire resistant	 Tolerates being wet	 Drought tolerant	 Toxic to pets/humans	












Plant selection is subject to availability

kingcd.org/TreesForRail

Trees for Rail Plant List

Dry Soils & Shady

Common Name <i>Genus species</i>	Height	Characteristics	Notes
Beaked Hazelnut <i>Corylus cornuta</i>	20'	<u>Deciduous shrub</u> Sun-shade · Dry-moist soil	   
Bigleaf Maple <i>Acer macrophyllum</i>	100'	<u>Deciduous tree</u> Sun-shade · Dry-moist soil	   
Cascara <i>Rhamnus purshiana</i>	30'	<u>Deciduous tree</u> Partial shade-shade · Dry-wet soil	    
Deer Fern <i>Blechnum spicant</i>	1-2'	<u>Evergreen groundcover</u> Partial shade-shade · Dry-wet soil	
Grand Fir <i>Abies grandis</i>	250'	<u>Evergreen tree</u> Sun-shade · Dry-moist soil	 
Redwood Sorrel <i>Oxalis oregana</i>	6"	<u>Evergreen groundcover</u> Partial shade-shade · Dry-moist soil	   
Snowberry <i>Symphoricarpos albus</i>	3-8'	<u>Deciduous shrub</u> Sun-shade · Dry-moist soil	     
Sword Fern <i>Polystichum munitum</i>	3'	<u>Evergreen groundcover</u> Partial shade-shade · Dry-moist soil	 
Thimbleberry <i>Rubus parviflorus</i>	8'	<u>Deciduous shrub</u> Sun-shade · Dry-moist soil	   
Vine Maple <i>Acer circinatum</i>	25'	<u>Deciduous tree</u> Partial shade-shade · Dry-moist soil	    
Woodland Strawberry <i>Frageria vesca</i>	1'	<u>Deciduous groundcover</u> Partial shade-shade · Dry-moist soil	   

Legend	 Early bloom	 Middle bloom	 Late bloom	 Flowering	 Edible fruit	 Fruiting
	 Seeds	 Fire resistant	 Tolerates being wet	 Drought tolerant	 Toxic to pets/humans	

Plant selection is subject to availability

kingcd.org/TreesForRail